

Aftur



Íslensk ull  
Gæðamerki



LOPI

# Aftur

## MATERIAL

### Létt-Lopi - 50 g balls

A	0085	oatmeal	7	(8 8 9 10)
B	0005	black heather	1	(1 1 1 1)
C	0051	white	1	(1 1 1 1)
D	9264	mustard	1	(1 1 1 1)
E	9434	crimson red	1	(1 1 1 1)
F	1410	orange	1	(1 1 1 1)

4½mm (US 7) circular needle 40 and 80 cm  
 4mm (US 6) circular needle 80 cm  
 4mm (US 6) and 4½mm (US 7) double pointed needles









## TENSION

18 sts and 24 rows to 10 cm measured over st st using 4½mm (US 7) needles. Check your tension and adjust needle size if necessary.

## NOTE

Body and sleeves are worked in the round from lower edge to underarm. Body and sleeves are then joined and yoke is worked in the round over entire sweater. Pattern and dec are worked from chart. Round begins at left side of body but on yoke at joining of body and sleeve on left side of back.

## Key

	= A 0085
	= B 0052
	= C 0051
	= D 9264
	= E 9434
	= F 1410
	= k 2 tog
	= no st

SIZES	XS	(S	M	L	XL)
Chest:	91	(95	100	104	108) cm
	36	(37.5	39.5	41	42.5) in
Length to centre front neck edge:	56	(57	58	59	60) cm
	22	(22.5	23	23	23.5) in
Sleeve length to underarm:	45	(46	47	48	49) cm
	18	(18	18.5	19	19.5) in

## BODY

Cast on 164 (172, 180, 188, 196) sts with A and 4mm (US 6) circular needle. Join into a circle and work 6 rnds moss st. Change to circular needle 4½mm (US 7) and work st st until body measures 33 (34, 35, 36, 37) cm (13 (13.5, 14, 14, 14.5) inches) from cast on edge. Set aside and knit sleeves. Do not break yarn.

## SLEEVES ( BOTH ALIKE)

Cast on 38 (40, 40, 42, 42) sts with A using 4mm (US 6) double pointed needles. Join into a circle and work 6 rounds moss stitch. Change to 4½mm (US 7) circular needle and work st st. Inc 2 sts (1 st after first st and 1 st before last st in rnd) in every 9th (9th, 8th, 8th, 8th) rnd, 11 (11, 12, 12, 13) times up sleeve => 60 (62, 64, 66, 68) sts. Continue without further shaping until work measures 45 (46, 47, 48, 49) cm (18 (18, 18.5, 19, 19.5)

51	60 (62)	64 (66)	68 sts
50			
49			
48	90 (93)	96 (99)	102 sts
47	skip rnd size 34	(36)	
46			
45			
44	120 (124)	128 (132)	136 sts
43			
42	skip rnd size 34	(36)	
41			
40			
39			
38			
37	150 (155)	160 (165)	170 sts
36			
35	skip rnd size 34		
34			
33	skip rnd size 34		
32			
31			
30			
29			
28			
27	skip rnd size 34		
26			
25	180 (186)	192 (198)	204 sts
24			
23			
22			
21			
20			
19			
18	210 (217)	224 (231)	238 sts
17			
16			
15			
14	skip rnd size 34	(36)	38
13	skip rnd size 34	(36)	38
12			
11			
10			
9			
8			
7			
6			
5			
4			
3			
2			
1	240 (248)	256 (264)	272 sts

repeat

inches) from cast on edge. Slip 11 (12, 13, 14, 15) sts underarm to st holder => 49 (50, 51, 52, 53) sts. Work second sleeve.

### YOKE

Join sleeves to body as follows: With A and 4½mm (US 7) circular needle, slip 6 (6, 7, 7, 8) last sts and 5 (6, 6, 7, 7) first sts of body to st holder. K 49 (50, 51, 52, 53) sts across first sleeve. K 71 (74, 77, 80, 83) sts across body (front). Slip next 11 (12, 13, 14, 15) sts of body to st

holder. K 49 (50, 51, 52, 53) sts across second sleeve. K 71 (74, 77, 80, 83) sts across body (back) => 240 (248, 256, 264, 272) sts. Work pattern from chart and dec as shown. Change to shorter needle as rnd gets tighter. When pattern is complete there are => 60 (62, 64, 66, 68) sts left.

### NECKBAND

Change to 4mm (US 6) needles. Work 1 rnd st st with A and dec evenly over rnd 0 (0, 0, 2, 4) sts => 60 (62, 64, 64, 64) sts.

Work 7 rnds moss st. Work 1 rnd P. Work 6 rnds st st. Cast off loosely.

### FINISHING

Join underarm sts tog and weave in any loose ends. Fold neckband in half to WS and slip stitch in position. Rinse sweater and lay flat to dry.

Design: **Védís Jónsdóttir**

# Taska

### MATERIAL

#### Létt-Lopi - 50 g balls

A	0085	oatmeal	1
B	0005	black heather	1
C	0051	white	1
D	9264	mustard	1
E	9434	crimson red	1
F	1410	orange	1

4½mm (US 7) circular needle 40cm  
4mm (US 6) needles  
1 button

### TENSION

18 sts and 24 rows to 10cm measured over st st using 4½mm needles. Check your tension and adjust needle size if necessary.

### NOTE

The bag is worked in the round. Shoulder strap is worked back and forth in garter st (K every row).

### ONE SIZES

Width:	22 cm/8.5 in
Length:	26 cm/10.25 in
Shoulder strap:	120 cm/46.75 in

### BAG

Cast on 80 sts using A and 4½mm circular needle. Join in a circle and work pattern in st st from **chart**. Continue with F, 1 rnd P.

Lining: Work st st and dec 4 sts evenly over rnd => 76 sts. Work until lining is a little shorter than the bag itself, set aside.

### SHOULDER STRAP







Cast on 5 sts using B and 4mm needles. Work garter st until strap measures 120cm/47.25 in from cast on edge. Cast off.

### FINISHING

Weave in any loose ends. Graft sts at bottom of bag tog. Graft sts at bottom of lining tog. Fold lining to inside of bag. Sew shoulder strap to bag. Sew button to centre of bag opening and make a buttonhole loop to close bag.

Design: **Védís Jónsdóttir**

### Key

	= A 0085
	= B 0052
	= C 0051
	= D 9264
	= E 9434
	= F 1410

60  
59  
58  
57  
56  
55  
54  
53  
52  
51  
50  
49  
48  
47  
46  
45  
44  
43  
42  
41  
40  
39  
38  
37  
36  
35  
34  
33  
32  
31  
30  
29  
28  
27  
26  
25  
24  
23  
22  
21  
20  
19  
18  
17  
16  
15  
14  
13  
12  
11  
10  
9  
8  
7  
6  
5  
4  
3  
2  
1

repeat

