

Afmæli



Icelandic Wool
A sign of quality



LOPI

Afmæli

MATERIALS

Létt-Lopi - 50 g balls

Brown adult sweater

A	1420	murky	7	7	8	9
B	0051	white	2	2	3	3
C	0052	black sheep	1	2	2	2

Blue adult sweater

A	9418	stone blue	7	7	8	9
B	0005	black heather	2	2	3	3
C	0051	white	1	2	2	2

Grey child's sweater

A	0056	light grey	(6	7)
B	0005	black heather	(1	2)
C	0051	white	(2	2)

Green child's sweater

A	9421	celery green	(5	6)
B	0052	black sheep	(2	2)
C	9426	golden	(1	1)
D	9427	rust	(1	1)
E	1420	murky	(1	1)
F	9418	stone blue	(1	1)

Black adult sweater

A	0052	black sheep	7	7	8	9
B	0086	light beige	2	2	3	3
C	9418	stone blue	1	1	1	1
D	9421	celery green	1	1	1	1
E	9426	golden	1	1	1	1
F	9427	rust	1	1	1	1
G	9431	brick	1	1	1	1
H	9417	dark wine	1	1	1	1
I	1405	bottle green	1	1	1	1

4½ mm circular needles 40 and 60-80 cm
 3½ mm circular needles 40 and 60-80 cm
 3½ mm and 4½ mm double pointed needles

ADULT SIZES			S	M	L	XL	
CHILDREN'S SIZES	(8-10 10-12)		years				
Chest:	(80	89)	89	98	107	115	cm
Men's:							
Length to underarm:			41	43	45	47	cm
Sleeve length to underarm:			50	51	52	53	cm
Women's:							
Length to underarm:			38	40	42	44	cm
Sleeve length to underarm:			46	47	48	49	cm
Children's:							
Length to underarm:	(34	38)					cm
Sleeve length to underarm:	(38	42)					cm

GAUGE

18 sts and 24 rows = 10 x 10 cm measured over St st using 4½ mm needles. Check gauge and adjust needle size if necessary.

NOTE

Body and sleeves are worked in the round from lower edge to underarms, then joined to work yoke in the round. Round begins at left side of body. On yoke, round begins on the left side of back at the joining of body and sleeve. Children's sizes are in brackets.

BODY

Cast on (144, 160) 160, 176, 192, 208 sts using 3½ mm circular needle, children using color A, adult using B. Join in a circle and work *k1, p1* rib for 4 cm. Change to 4½ mm circular needle and work patt from **chart 1 (A, B or C)** in St st. When patt is complete cont with A until body measures, children: (34, 38) cm, women: 38, 40, 42, 44 cm, men: 41, 43, 45, 47 cm from cast on edge. Set aside and work sleeves.

SLEEVES

Cast on (36, 38) 40, 42, 44, 46 sts using 3½ mm dpns, children using color A, adult using B. Join in a circle and work *k1, p1* rib for 4 cm, inc (0, 2) 0, 2, 0, 2 sts in last rnd => (36, 40) 40, 44, 44, 48 sts. Change to 4½ mm dpns and work patt from **chart 1 (A, B, or C)** in St st (patt A stitch repeat is not complete in all sizes). When patt is finished cont with color A. Inc 1 st after first st and 1 st before last st of rnd, then children in every: (10th, 12th) rnd up sleeve, total (7) times => (50, 54) sts, women: 9th, 9th, 8th, 8th rnd, total 10, 10, 12, 12 times => 60, 64, 68, 72 sts, men: 7th, 7th, 6th, 6th rnd, total 14, 14, 16, 16 times => 68, 72, 76, 80 sts. Work until

sleeve measures, children: (38, 42) cm, women: 46, 47, 48, 49 cm, men: 50, 51, 52, 53 cm from cast on edge. Place (9, 11) 10, 12, 14, 16 sts underarm on st holder => children: (41, 43) sts, women: 50, 52, 54, 56 sts, men: 58, 60, 62, 64 sts. Work second sleeve.

YOKE

Join body and sleeves as follows: With 4½ mm circular needle using A, place the last (4, 5) 5, 6, 7, 8 sts and the first (5, 6) 5, 6, 7, 8 sts of body on st holder for underarm. K first sleeve. K (63, 69) 70, 76, 82, 88 sts for front, place next (9, 11) 10, 12, 14, 16 sts of body on st holder for underarm. K second sleeve. K (63, 69) 70, 76, 82, 88 sts for back => children: (208, 224) sts, women: 240, 256, 272, 288 sts, men: 256, 272, 288, 304 sts. Work patt and dec's from **chart 2 (A, B, C or D)** as indicated. Change to shorter circular needle when necessary. When chart is complete => children: (78, 84) sts, women: 90, 96, 102, 108 sts, men: 96, 102, 108, 114 sts.

NECKBAND

Change to 3½ mm needle, children using color A, adult using B. K 1 rnd and dec evenly spaced, children: (10, 12) sts => (68, 72) sts, women: 18, 22, 26, 30 => 72, 74, 76, 78 sts, men: 22, 26, 30, 34 sts => 74, 76, 78, 80 sts. Work *k1, p1* rib for 8 cm. Bind off loosely.

FINISHING

Graft underarm sts tog and weave in loose ends. Fold neckband in half to inside and slip stitch in place. Rinse sweater by hand in lukewarm water and lay flat to dry in right measurements.

Design: **Védís Jónsdóttir**

CHART 2A

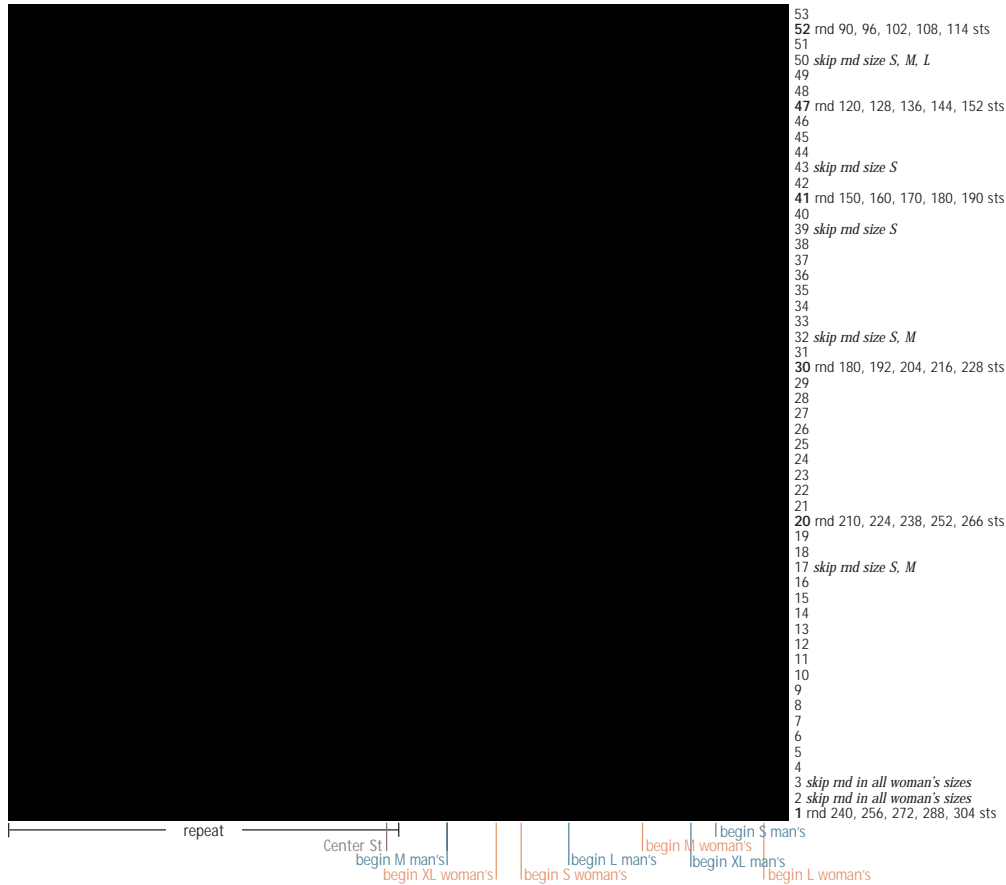


CHART 1A



CHART 2B

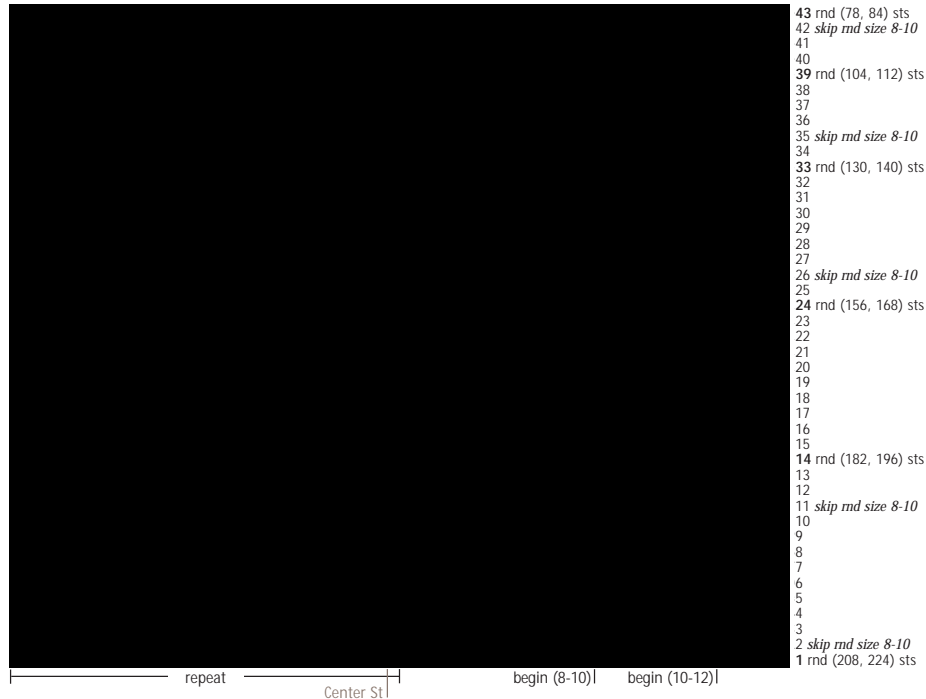
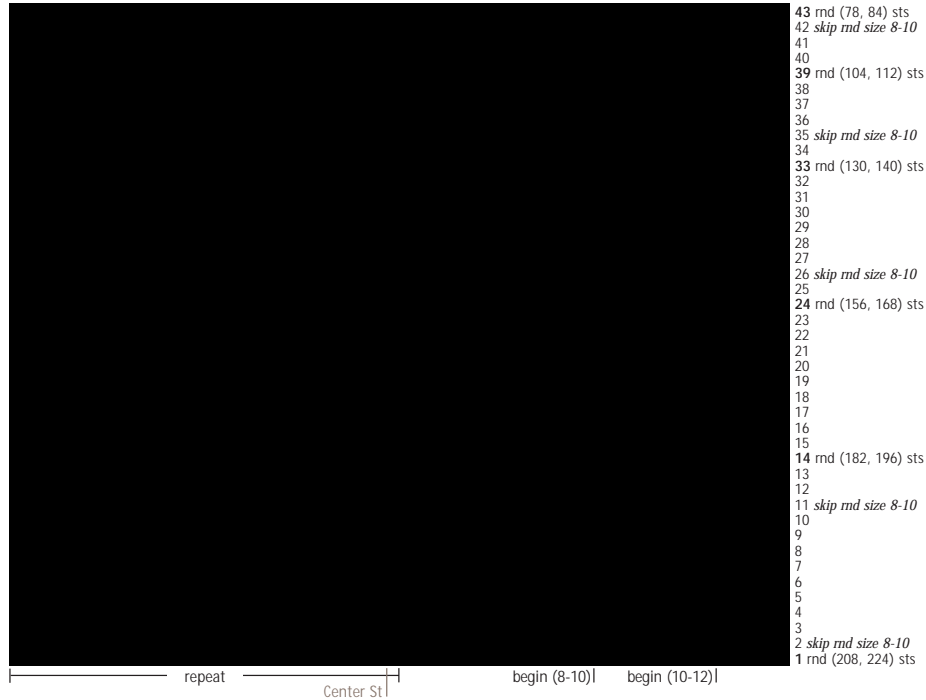


CHART 1B



CHART 2C



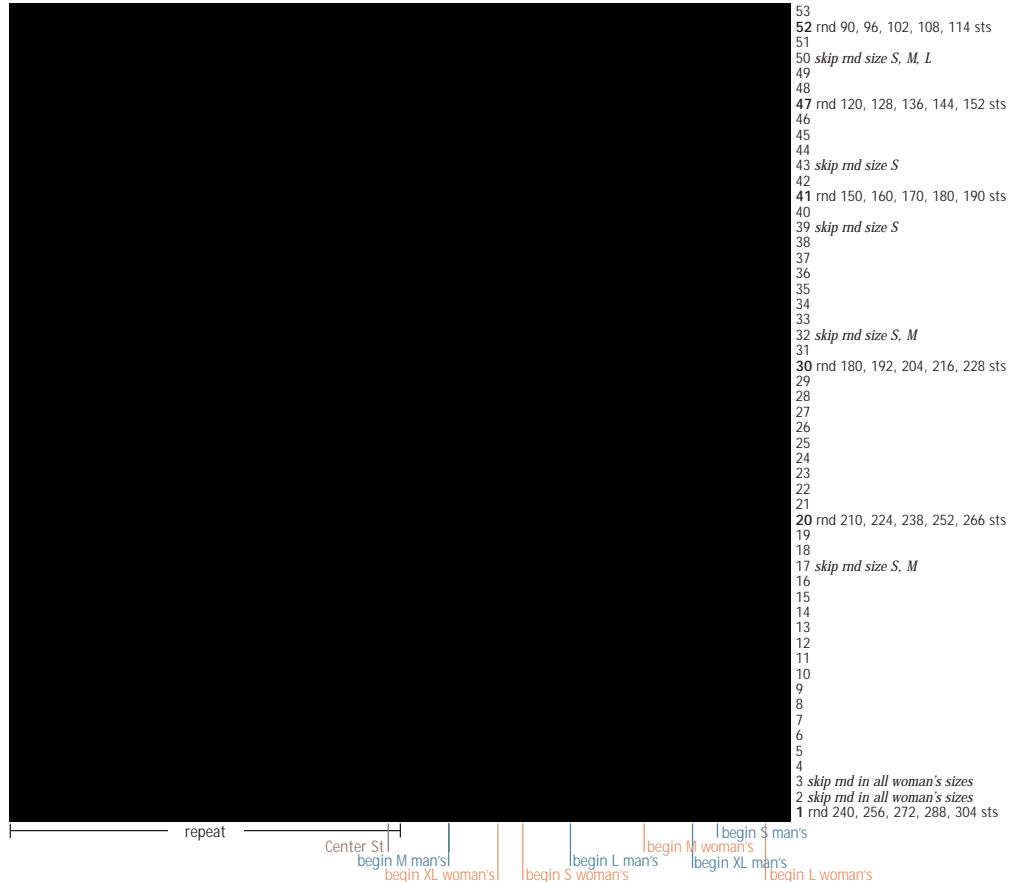
KEY GREEN

- = A 9421
- = B 0052
- = C 9426
- = D 9418
- = E 1420
- = F 9427
- = k2tog
- = ssk
- = no st

CHART 1C



CHART 2D



KEY BLACK

- = A 0052
- = B 0086
- = C 9418
- = D 9421
- = E 9426
- = F 9427
- = G 9431
- = H 9417
- = I 1405
- = k2tog
- = ssk
- = no st

CHART 1A

